

## New hassle-free smart control panel for your home

The akubela HyPanel Pro, a smart control panel with an Android 10 operating system. The ALL IN ONE design integrates smart intercom, ZigBee gateway and home automation, and is compatible with plentiful ecosystem. Minimalist exterior design, equipped with a 5 millions pixel camera with privacy shutter, allowing users to enjoy a higher quality communication experience. Support infrared remote control function, intelligent control of traditional home appliances, to achieve a more outstanding smart home experience.

### At a Glance

- The 8-inch touch screen.
- 5 millions pixel camera with privacy shutter.
- Metal body with more style embellishments.
- 2-gang switch built in.
- Kinds of sensors built-in and infrared remote control support.
- Android 10 system in High-powered Qualcomm chip.
- Smart intercom, zigbee gateway, home automation ALL IN ONE.
- Widely compatible with third-party devices and platforms.



### Basic Information

- Model Number: PG71-R2-EU
- Power Supply: 180~260VAC,50HZ
- Operation System: Android 10
- RAM/ROM: 2GB/16GB
- Wi-Fi: IEEE802.11 b/g/n, @2.4GHz/5GHz
- Bluetooth: Bluetooth 4.2
- Ethernet ports: 1xRJ45, 10/100Mbps adaptive
- ZigBee: ZigBee 3.0
- Microphone: Dual microphone, -38DBV
- Speaker: Single speakers, 6Ω/1.8W
- Camera: 5M pixel camera with privacy shutter
- Infrared remote control: Support
- Output: 2-gang,1200W total;  
800W/gang for resistive;  
400W/gang for LED/CFL

### Appearance

- Material: Metal
- Screen: 8" multi-touch screen, AF hydrophobic anti-pollution fingerprint proof coating
- Screen Resolution: 1280x800 pixels
- Screen Brightness: 260 cd/m<sup>2</sup>

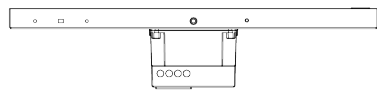
## Sensors Built In

- Proximity Sensor: 30~60cm
- Light Sensor: Low-level lux detection
- Temperature Sensor:  $\pm 1^{\circ}\text{C}$ , range:  $-10^{\circ}\text{C}\sim 55^{\circ}\text{C}$
- Humidity Sensor:  $\pm 5\%$ , range: 10%~90%RH, without condensation

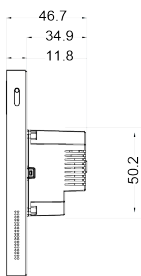
## Working Environment

- Environment: For indoor use only
- Working Humidity: 10%~90%RH, without condensation
- Working Temperature:  $-10^{\circ}\text{C}\sim 55^{\circ}\text{C}$


## Installation Diagram



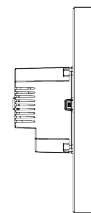
5 BOTTOM VIEW



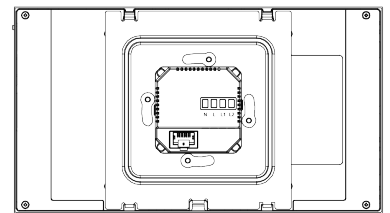
2 RIGHT VIEW



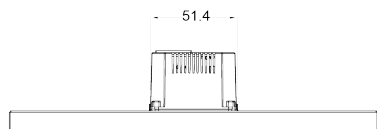
1 FRONT VIEW



3 LEFT VIEW



4 BACK VIEW



6 TOP VIEW

- Storage Temperature:  $-20^{\circ}\text{C}\sim 70^{\circ}\text{C}$

## Installation

- Installation: Wall flush mounting
- Flush Mounted Module: EU/UK standard
- Wiring Way: L- + N- wire required

## Application Scenario

- Villas
- Apartment complexes
- Home automation systems
- Modern interiors

## Installation Diagram

A 50mm(2 inches) deep electrical box is highly recommended for ease of installation. In some scenarios, especially when the wires can be pushed back into the wall far enough, it may be possible to use a 40mm (1.6 inches) deep box.

