

# Instruction manual

## Smart ZigBee Socket Nous A1Z



You will need Nous Smart Home App. Scan the QR code or download it from [direct link](#)



and you will need Nous E1 or other Tuya compatible ZigBee Gateway/Hub

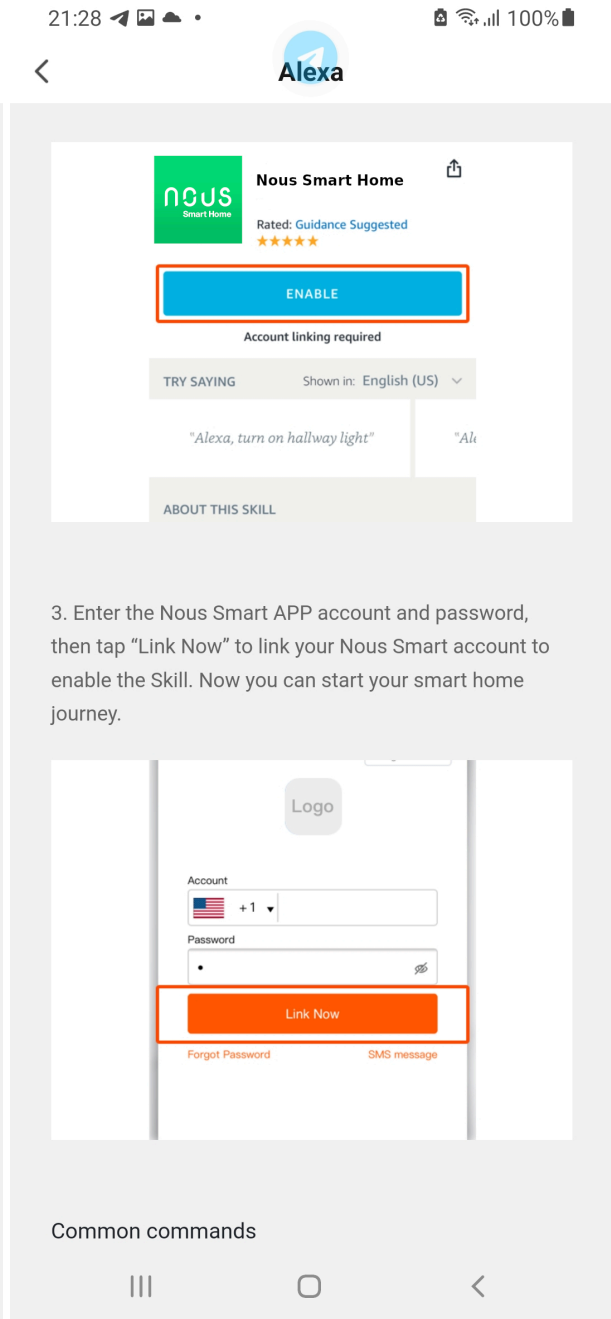
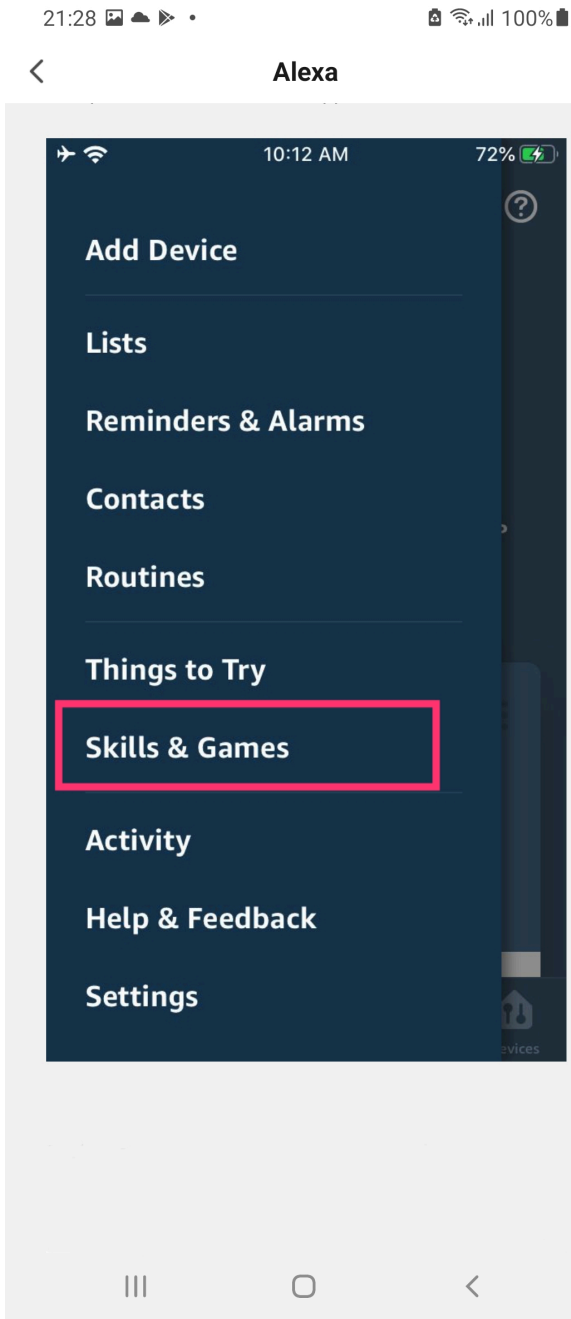
## How to add your device to the Nous Smart app

1. Plug in the device (your ZigBee Hub has to be connected to the app already)
2. Make sure that indicator is blinking rapidly(if not, hold power button for 5 seconds until it starts blinking fast)
3. Turn on Bluetooth and Location on your phone(temporarily)
4. Open Nous Smart app
5. Press + and Add device
6. Autoscan will appear and it will suggest you to add new device

7. Confirm connection and your WiFi network data
8. Start pairing
9. After pairing is done, you can rename your device if you wish and its ready to be used
10. If autoscan does not see your device, you can pick it manually from the list and proceed to connection from step number 7.

## How to connect your device with Alexa


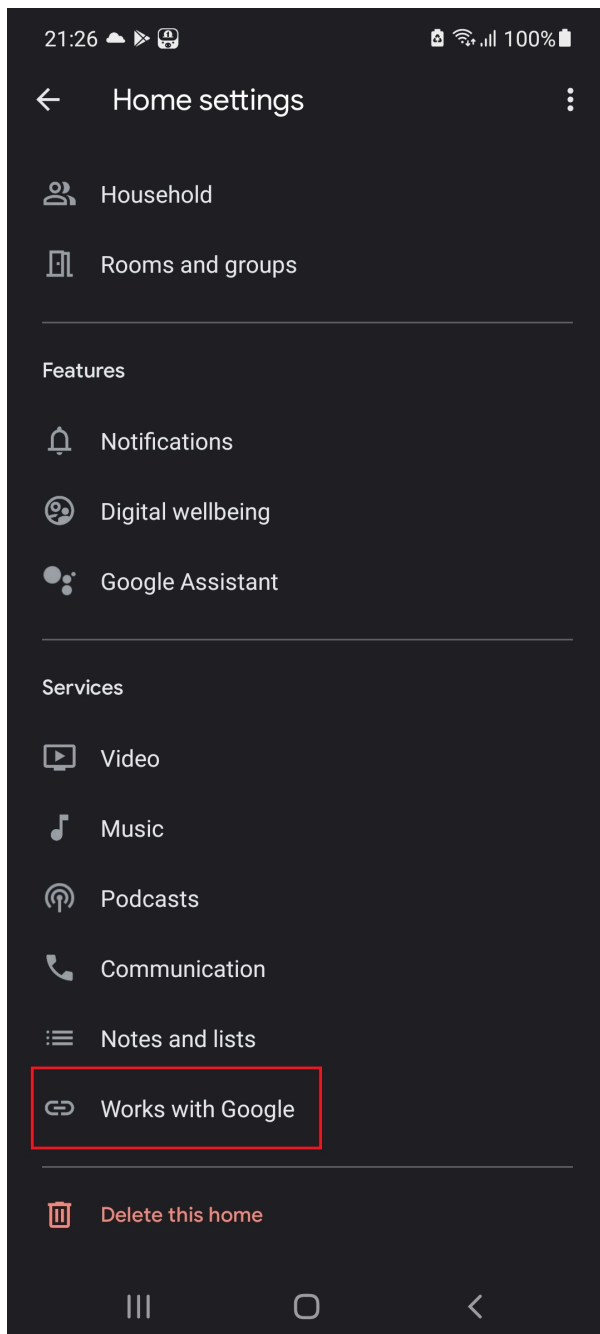
1. You have to have Alexa app on your smartphone
2. Go to settings and press "Skill and Games"
3. Search for the Nous Smart Home skill
4. Enable it
5. Link your Nous account with Alexa
6. Ask Alexa to discover new devices



3. Enter the Nous Smart APP account and password, then tap "Link Now" to link your Nous Smart account to enable the Skill. Now you can start your smart home journey.

## How to connect your device with Google Home

1. You have to have Google Home app on your smartphone
2. Go to the home settings and press "works with google"
3. Search for the Nous Smart Home
4. Link the account with the Google Home
5. All devices from Nous Smart app will appear in Google Home after synchronization



## How to disconnect and wipe all data

